


## GETTING STARTED WITH PARENTVUE

ParentVUE is a website that offers secure, private access to school and student information, including assignments, grades, attendance, school calendar, and teacher contact details. In ParentVUE, you can see the information for each of your students.

- **To create an account, you need the web address and an activation key that can be provided by your child's school. Please contact the school for an activation key.**

### FIRST TIME ACCESS: CREATE AN ACCOUNT

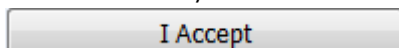
1. In your web browser, go to [https://mno279vue.tiescloud.net/mno279/login\\_px.p.aspx](https://mno279vue.tiescloud.net/mno279/login_px.p.aspx)
2. Click **I am a parent.**



3. Click **I have an activation key and need to create my account.**



4. Read the Privacy Statement and click **I Accept.**




5. Enter your name and activation key *exactly as they appear in your letter from the school*, and click **Continue to Step 3.**

6. Choose a user name and password (at least 6 characters), provide an email address and click **Complete Account Activation.**

## PARENTS WITH EXISTING SCHOOL VIEW ACCOUNTS

1. In your web browser, go to [https://mno279vue.tiescloud.net/mno279/login\\_px.p.aspx](https://mno279vue.tiescloud.net/mno279/login_px.p.aspx)

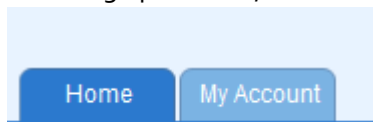
2. Click **I am a parent**



3. Enter your existing School View user name and your password will be your user name in ALL CAPS, then click on **Login**.

Once logged in, it will **not** force you to change password.

1. To change password, click on **My Account** tab.



2. Click on **Change Password** at top right of the page.

To change your password click here: [Change Password](#)

3. Enter **Current Password** (your user name in ALL CAPS)  
Enter **New Password** & **Confirm Password** by entering it again, then click **Change Password** to complete process.

**Forgot your user name from School View account?**

1. Click on **Forgot your password? Click here.**

2. Enter your email address and click on **Send Email**.

- ❖ If an email is not in your **Inbox**, check in **Junk Email** to retrieve user name. Return to login page to log in using information provided.
- ❖ If you have trouble logging into ParentVUE, please call Information System at 763-391-7056.

## MOBILE APPS

Download the ParentVUE and StudentVUE iPhone apps from the iTunes Store.

- <https://itunes.apple.com/us/app/parentvue/id412054615>
- <https://itunes.apple.com/us/app/studentvue/id412050327>

Compatible with iPhone, iPod touch and iPad.

Requires iOS 6.0 or later.

Optimized for iPhone 5.

Download the ParentVUE and StudentVUE Android apps from Google Play.

- <https://play.google.com/store/apps/details?id=com.FreeLance.ParentVUE>
- <https://play.google.com/store/apps/details?id=com.FreeLance.StudentVUE>

Compatible with phones and tablets running Android 2.2 or later.